

UNITED Water Products
A PUPCO Brand



APPROVED



LISTED



FIREFLO


Dry Barrel Fire Hydrant
MODEL F-06
with optional Monitor Flange

AWWA C-502
250 PSI OPERATING PRESSURE
500 PSI TEST PRESSURE



WARNING: This product can expose you to chemicals including lead, which is known to the State of California to cause cancer and birth defects or other reproductive harm. For more information go to www.P65Warnings.ca.gov.

FEATURES

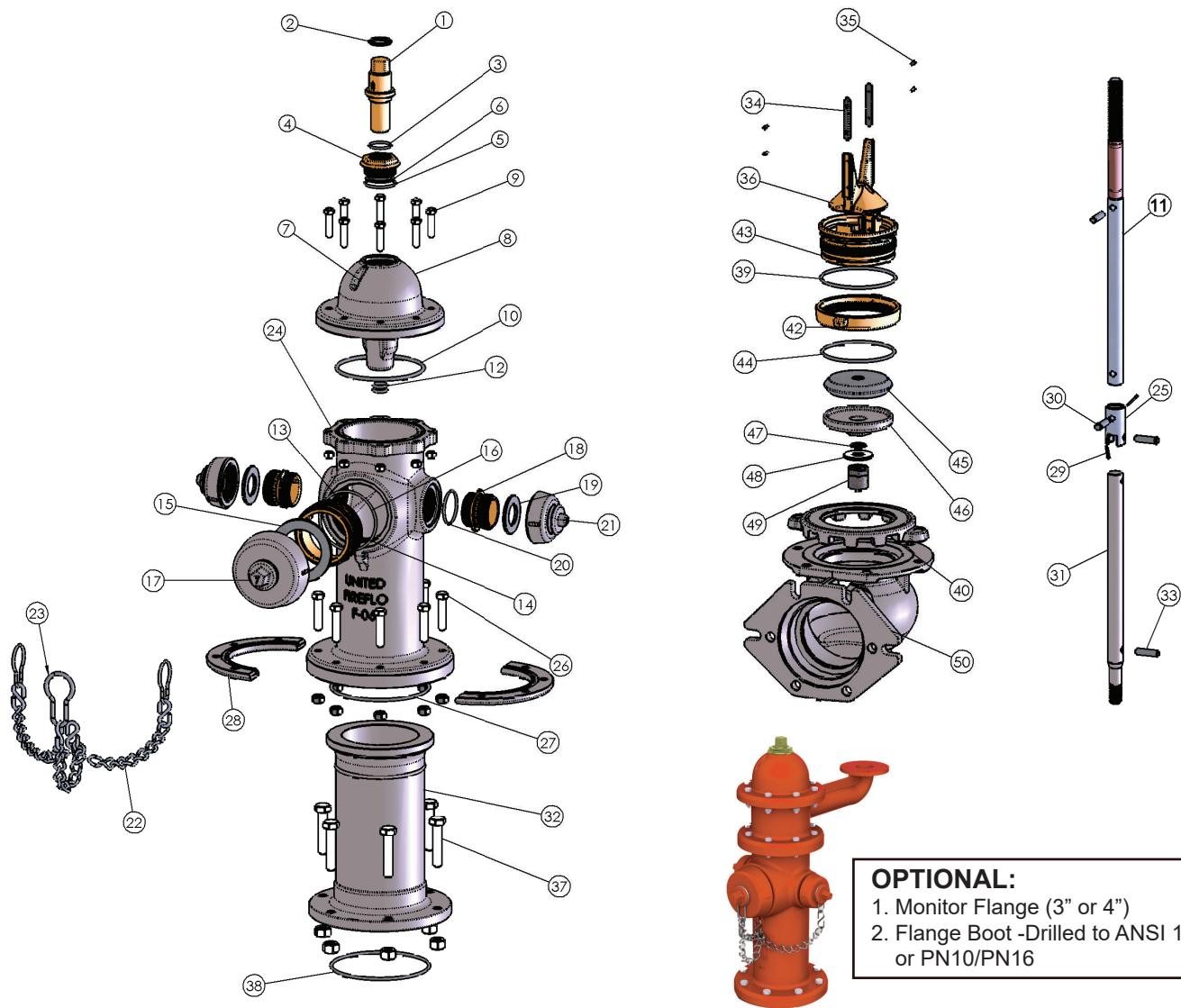


- **Anti-friction washer** lends to a smoother functioning hydrant.
- **Brass oil filler plug** is located on the top section of the bonnet, so that the oil level may be easily checked
- **O-ring seals for oil reservoir** keeps water out and oil in. Assures self lubrication.
- **Safety stem coupling** is made from corrosion resistant stainless steel. If the hydrant is impacted by a vehicle, the stem coupling disengages the stem from the main valve. The lower stem is protected from the vehicles tire because it remains below the flange of the lower barrel. Also, the coupling will not shatter due to the impact and the hydrant should be relatively easy to repair.
- **Traffic safety flange** is designed to break without shattering if the hydrant is impacted by a vehicle. It is also designed for relatively easy installation of an extension or to rotate the direction of the nozzles.
- **Drain Ring Housing** is fusion bonded epoxy powder coated ductile iron to prevent corrosion.
- **Upper Valve Plate** is made from bronze and designed for a smooth flow.
- **Bronze Drain Ring** is bronze to bronze facing, designed for long life, effective sealing and assure an all bronze drain way.
- **Cap Nut** is fusion bonded epoxy powder coated ductile iron to prevent corrosion.
- **Base Elbow** is fusion bonded epoxy coated in accordance with AWWA C550, materials certified to NSF 61 for drinking water.

- **Hold Down Nut - Integral Weather Seal** - The hold down nut prevents unauthorized intrusion. The integral weather seal prevents external entry of water and dirt. The wiper seal and bonnet o-ring are produce from UV resistant Buna-N.
- **Standards** meet or exceed the requirements of ANSI/AWWA C502 Standard.
- **O-Ring seats** on base elbow and bonnet are superior sealing and relatively easy to replace.
- **Oil Reservoir** keeps the bearing surfaces and stem fully lubricated every time the hydrant is opened or closed.
- **Low Friction Loss** - Large I.D.'s and smooth radius pumper and hose nozzles create a lower friction loss.
- **Hose and Pumper Nozzles** - 5-1/4" main valve opening. Hose nozzles and pumper nozzles are made from high grade bronze and screwed into the hydrant body with stainless steel locking pins and o-ring sealed. They are relatively easy to replace if required.
- **Stainless Steel Nuts and Bolts** provide superior corrosion protection below ground.
- **Hose and Pumper Chains** are a specially designed connecting loop to prevent kinking.
- **Valve Seat Ring** is double o-ring sealed and accurately machined bronze and screwed into the drain ring. Above ground removal is relatively easy, if required. Every time the valve is operated, the ports flush the drain valve openings to fully drain the upper and lower barrels.



WARNING: This product can expose you to chemicals including lead, which is known to the State of California to cause cancer and birth defects or other reproductive harm. For more information go to www.P65Warnings.ca.gov.



OPTIONAL:
 1. Monitor Flange (3" or 4")
 2. Flange Boot -Drilled to ANSI 125 or PN10/PN16

Item No.	Description	Material	Specification	Qty. Req'd	Item No.	Description	Material	Specification	Qty. Req'd
1	Operating Nut	Bronze	ASTM B584	1	26	Safety Flange Bolts & Nuts	Steel	ZPS, A307	8
2	Weather Seal	Rubber	ASTM D2000, BUNA N	1	27	Safety Flange O-Ring	Rubber	ASTM D2000, BUNA N	1
3	Hold Down Nut O-Ring	Rubber	ASTM D2000, BUNA N	1	28	Safety Flange	Cast Iron	ASTMA126, CL-B	2
4	Hold Down Nut	Bronze	ASTM B584	1	29	Cotter Pin	Stainless Stl.	ASTM A276	2
5	Bonnet O-Ring	Rubber	ASTM D2000, BUNA N	1	30	Clevis Pin	Stainless Stl.	ASTM A276	2
6	Anti-Friction Washer	Celcon	-	1	31	Lower Rod	Steel	ASTM A576 Gr-B	1
7	Oil Plug	Brass	ASTM B16	1	32	Standpipe Lower (Specify Bury)	Ductile Iron	ASTM A536	1
8	Bonnet	Cast Iron	ASTMA126, CL-B	1	33	Stem Pin	Stainless Stl.	ASTM A276	2
9	Bonnet Bolts & Nuts	Steel	ZPS, A307	8	34	Drain Valve Facing	HDPE	-	2
10	Bonnet O-Ring	Rubber	ASTM D2000, BUNA N	1	35	Drain Valve Screw	Stainless Stl.	ASTM A276	4
11	Upper Rod	Steel	ASTM A576, Gr-B	1	36	Valve Top Plate	Bronze	ASTM B584	1
12	Upper Rod O-Ring	Rubber	ASTM D2000, BUNA N	2	37	Elbow & D.R.H. Bolts & Nuts	Stainless Stl.	SS304	6
13	Nozzle Lock Key	Stainless Stl.	ASTM A276	6	38	Drain Ring Housing O-Ring	Rubber	ASTM D2000, BUNA N	1
14	Pumper Nozzle	Bronze	ASTM B584	1	39	Seat Ring O-Ring (Top)	Rubber	ASTM D2000, BUNA N	1
15	Pumper Nozzle Gasket	Rubber	ASTM D2000, BUNA N	1	40	Drain Ring Housing	Ductile Iron	ASTM A536	1
16	Pumper Nozzle O-Ring	Rubber	ASTM D2000, BUNA N	1	42	Drain Ring	Bronze	ASTM B584	1
17	Pumper Nozzle Cap	Cast Iron	ASTM A126, CL-B	1	43	Seat Ring	Bronze	ASTM B584	1
18	Hose Nozzle	Bronze	ASTM B584	2	44	Seat Ring O-Ring (Bottom)	Rubber	ASTM D2000, BUNA N	1
19	Hose Nozzle Gasket	Rubber	ASTM D2000, BUNA N	2	45	Main Valve	Rubber	ASTM D2000, BUNA N	1
20	Hose Nozzle O-Ring	Rubber	ASTM D2000, BUNA N	2	46	Valve Botton Plate	Ductile Iron	ASTM A536	1
21	Hose Nozzle Cap	Cast Iron	ASTM A126, CL-B	2	47	Cap Nut Seal	Rubber	ASTM D2000, BUNA N	1
22	Cap Chain	Steel	Plated	3	48	Lock Washer	Stainless Stl.	ASTM A276	1
23	Chain Ring	Steel	Plated	3	49	Valve Botton Plate Nut	Ductile Iron	ASTM A536	1
24	Standpipe Upper	Ductile Iron	ASTM A536	1	50	Elbow	Ductile Iron	ASTM A536	1
25	Safety Coupling	Stainless Stl.	ASTM A890	1	51	Lubricant (in Chamber)	Mineral Oil	Food Grade	1

Note:
 Part #'s 40, 46, 49 & 50 are Fusion Bonded Epoxy, inside and out, complying with AWWA C550.

AVAILABLE CONFIGURATIONS

**5-1/4" - 3-Way Valve Opening,
2 Hose Nozzles & 1 Pumper Nozzle
(Available Flange or MJ)**

Bury Depth	Part No	Est. Shipping Wgt. (lbs.)
3'-0"	F-06-300-2HN1PN-(L)*-(M)**	415
3'-6"	F-06-306-2HN1PN-(L)	435
4'-0"	F-06-400-2HN1PN-(L)	445
4'-6"	F-06-406-2HN1PN-(L)	475
5'-0"	F-06-500-2HN1PN-(L)	495
5'-6"	F-06-506-2HN1PN-(L)	515
6'-0"	F-06-600-2HN1PN-(L)	535
6'-6"	F-06-606-2HN1PN-(L)	575
7'-0"	F-06-700-2HN1PN-(L)	625
7'-6"	F-06-706-2HN1PN-(L)	650

*Specify "R" for Open Right "L" for Open Left
**Specify (M) Mechanical Joint or (F) Flange

**5-1/4" - 4-Way Valve Opening,
3 Hose Nozzles & 1 Pumper Nozzle
(Available Flange or MJ)**

Bury Depth	Part No	Est. Shipping Wgt. (lbs.)
3'-0"	F-06-300-3HN1PN-(L)*-(M)**	415
3'-6"	F-06-306-3HN1PN-(L)	435
4'-0"	F-06-400-3HN1PN-(L)	445
4'-6"	F-06-406-3HN1PN-(L)	475
5'-0"	F-06-500-3HN1PN-(L)	495
5'-6"	F-06-506-3HN1PN-(L)	515
6'-0"	F-06-600-3HN1PN-(L)	535
6'-6"	F-06-606-3HN1PN-(L)	575
7'-0"	F-06-700-3HN1PN-(L)	625
7'-6"	F-06-706-3HN1PN-(L)	650

*Specify "R" for Open Right "L" for Open Left
**Specify (M) Mechanical Joint or (F) Flange

**5-1/4" - 4-Way Valve Opening,
4 Hose Nozzles
(Available Flange or MJ)**

Bury Depth	Part No	Est. Shipping Wgt. (lbs.)
3'-0"	F-06-300-4HN-(L)*-(M)**	415
3'-6"	F-06-306-4HN-(L)	435
4'-0"	F-06-400-4HN-(L)	445
4'-6"	F-06-406-4HN-(L)	475
5'-0"	F-06-500-4HN-(L)	495
5'-6"	F-06-506-4HN-(L)	515
6'-0"	F-06-600-4HN-(L)	535
6'-6"	F-06-606-4HN-(L)	575
7'-0"	F-06-700-4HN-(L)	625
7'-6"	F-06-706-4HN-(L)	650

*Specify "R" for Open Right "L" for Open Left
**Specify (M) Mechanical Joint or (F) Flange

**5-1/4" - 4-Way Valve Opening,
2 Hose Nozzles & 2 Pumper Nozzles
(Available Flange or MJ)**

Bury Depth	Part No	Est. Shipping Wgt. (lbs.)
3'-0"	F-06-300-2HN2PN-(L)*-(M)**	415
3'-6"	F-06-306-2HN2PN-(L)	435
4'-0"	F-06-400-2HN2PN-(L)	445
4'-6"	F-06-406-2HN2PN-(L)	475
5'-0"	F-06-500-2HN2PN-(L)	495
5'-6"	F-06-506-2HN2PN-(L)	515
6'-0"	F-06-600-2HN2PN-(L)	535
6'-6"	F-06-606-2HN2PN-(L)	575
7'-0"	F-06-700-2HN2PN-(L)	625
7'-6"	F-06-706-2HN2PN-(L)	650

*Specify "R" for Open Right "L" for Open Left
**Specify (M) Mechanical Joint or (F) Flange

**5-1/4" - 2-Way Valve Opening,
2 Hose Nozzles
(Available Flange or MJ)**

Bury Depth	Part No	Est. Shipping Wgt. (lbs.)
3'-0"	F-06-300-2HN-(L)*-(MJ)**	415
3'-6"	F-06-306-2HN-(L)	435
4'-0"	F-06-400-2HN-(L)	445
4'-6"	F-06-406-2HN-(L)	475
5'-0"	F-06-500-2HN-(L)	495
5'-6"	F-06-506-2HN-(L)	515
6'-0"	F-06-600-2HN-(L)	535
6'-6"	F-06-606-2HN-(L)	575
7'-0"	F-06-700-2HN-(L)	625
7'-6"	F-06-706-2HN-(L)	650

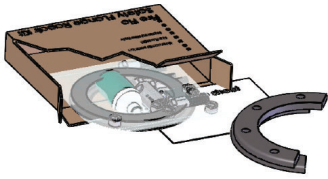
*Specify "R" for Open Right "L" for Open Left
**Specify (M) Mechanical Joint or (F) Flange

OPTIONAL PRODUCTS



United F-06 "Fireflo" Hydrant
Optional Monitor Flange (3" or 4" outlet)

Size	Part No.
3"	F-06-MF-03
4"	F-06-MF-04



United F-06 "Fireflo" Hydrant
Safety-Flange Repair Kits

Part No.
F-06-301



United F-06 "Fireflo" Hydrant
Tools

Part No.	Description
F-06-311	Operating Wrench
F-06-317	Nozzle Lock Tool
F-06-359	Seat Removal Wrench
F-06-367	Brass Sleeve
F-06-316-2.5	2-1/2" Nozzle Wrench
F-06-316-4.5	4-1/2" Nozzle Wrench



2-1/2", 4" & 5"
Storz Pumper Nozzle

Type	Size
Nozzle/Cap	2-1/2"
Nozzle/Cap	4"
Nozzle/Cap	5"
Converter/Nozzle/Cap	4" Nozzle to 4" Storz Nozzle
Converter/Nozzle/Cap	4.5" Nozzle to 4" Storz Nozzle
Converter/Nozzle/Cap	4" Nozzle to 5" Storz Nozzle
Converter/Nozzle/Cap	4.5" Nozzle to 5" Storz Nozzle



United F-06 "Fireflo" Hydrant
Extension Kits

Ext. Length	Part No.	Est. Shipping Wgt. (lbs.)
6"	464501-A	30
12"	464511-A	50
18"	464521-A	70
24"	464531-A	90
30"	464541-A	110
36"	464551-A	130
42"	464561-A	150
48"	464571-A	170

UNITED Water Products
A PUPCO Brand



*United Water Products
8710 Air Park West Drive
Charlotte, NC 28214
877-766-4459*